

 Silcare®

BRUSH ONE

Bottle Gel

Easy like hybrid,
strong like gel!





An extension of the **iconic** Base One gel line

Brush One Bottle Gel is a modern builder gel that ensures precision, quick application, and durable, professional results, regardless of your nail styling experience level.



new





Why is Brush One **unique**?





6 colors aligned with trendy Pantone shades

Available in 2
formulations:

(16) HEMA- and TPO-free

(14) TPO-free



Naked Ambition
soft beige-pink



Ash Blush
subtle, romantic pink



Rose Rebel
cooler, light pink



Nothing Special
pink with a hint of brick color



Sassy Flirt
girly, sweet pink



Urban Storm
darker, dusty pink



1 Gel, 5 Benefits



**Versatility
in action.**

Strengthen even weak, problematic nails, rebuild their sides, and extend broken nails. You can work with the brush-on gel on forms, tips, or the natural nail plate.



**Express
application.**

Brush One Bottle Gel is perfect for the no-filing technique. Why? Because it's a self-leveling gel with a thinner consistency, allowing you to achieve a professional, smooth finish in no time.



**Quick
curing.**

Just 60 to 120 seconds in a UV/LED lamp is enough to achieve a long-lasting nail style.



**Exceptionally
durable results.**

The bottle gel from Silcare is not only highly adhesive but also resistant to damage. This allows you to do gel manicures every few weeks without worrying about chipping, streaks, or unevenness.



**Effortless
product application.**

You apply the gel directly from the bottle using the included brush. No additional tools are needed, and the result is an equally professional finish.



Brush One vs Base One

*"Universal
Classic"*



**"New
Generation"**



VS



PURPOSE

Perfect for extensions, overlays, quick touch-ups, and nail reconstruction

A formula perfect for working on both the natural nail plate and for nail plate extensions

PROPERTIES

More flexible, less dense, excellent adhesion to the natural nail plate and Flexy tips, suitable for extensions up to 4 mm

Harder, thicker, ideal for extending nails to any length, perfect for working with forms and templates

FOR WHOM

For professionals as well as beginner stylists – shorter styling time – works with the "no filing" technique

Convenient for salon work – self-levels exceptionally well on the nail surface



"No-filing" method

- 1 Prepare the natural nail plate: shape it, lightly buff, clean, and degrease.
- 2 Correct the shape of the nail's free edge.
- 3 Apply Base One Nail Prep.
- 4 Apply a thin layer of Bottle Gel to the nail and cure for 30 seconds. Do not wipe!
- 5 Add Bottle Gel, build a perfect apex, and shape it. Cure for 60 seconds.
- 6 Wipe with a cleaner, correct the shape with a 180/100 file if necessary, clean, and degrease.
- 7 Apply Dry Top The Garden of Colour 15 g for hybrid polishes. Cure in a UV/LED lamp (minimum 48 W) for 30 seconds.
- 8 Apply cuticle oil, and you're done!



- Base One Nail Prep
- Base One Cleaner
- The Garden of Colour Dry Top
- The Garden of Colour Cuticle oil



2 Ways to Work with Brush One

Method 1:

ON THE NATURAL NAIL PLATE

- 1 Apply a thin layer of the product to the cleaned and degreased nail, pressing the brush onto the plate. Cure in a UV/LED lamp (minimum 48 W) for 30 seconds. Do not wipe.
- 2 Apply a drop of the product to the upper part of the nail plate and spread it sideways to build the apex. The thickness of the apex depends on the nail's length. Leave it for a few seconds to self-level. Cure in a UV/LED lamp (minimum 48 W) for 60 seconds.
- 3 After curing, wipe the nail. Shape it with a file if necessary.
Apply a layer of Dry Top The Garden of Colour 15 g for hybrid polishes. Cure in a UV/LED lamp (minimum 48 W) for 30 seconds.



- Base One Cleaner
- The Garden of Colour Dry Top



2 Methods of Working with Brush One

Method 2: ON A TIP

- 1 Prepare the natural nail plate: shorten the free edge, lightly buff, clean, and degrease.
- 2 Match the tip size to the width of the nail plate. Depending on the type of tip, attach it using nail glue or a base coat.
- 3 Buff the surface of the tip and adjust its length and shape with a 180/100 file if necessary. Clean and degrease.
- 4 Apply a thin layer of Bottle Gel to the tip and nail, then cure for 30 seconds. Do not wipe!
- 5 Apply a thin layer of Bottle Gel to the nail, but do not cure. If you're inexperienced, skip this step.
- 6 Add Bottle Gel, build the apex, and shape it. Cure for 60 seconds.
- 7 Wipe with cleaner, correct the shape with a 180/100 file, clean, and degrease.
- 8 Apply Dry Top The Garden of Colour 15 g for hybrid polishes. Cure in a UV/LED lamp (minimum 48 W) for 30 seconds.
- 9 Apply cuticle oil, and you're done!



- Nail tip glue, np. Glue Gel UV/LED
- Base One Cleaner
- The Garden of Colour Dry Top
- The Garden of Colour Cuticle oil



Brush One vs Brush Two



- HEMA-free
- TPO-free
- Suitable for extensions 3-4 mm from the free edge
- Maximum curing thickness up to 1.5 mm




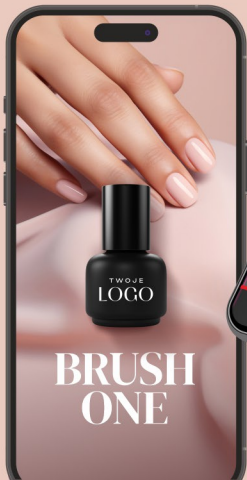
- TPO-free
- Contains HEMA
- Suitable for extensions 5-7 mm from the free edge
- Maximum curing thickness up to 2 mm



 Silcare®

Product promotion support

animations



tutorials



wobblers

posters

leaflets



Are you a distributor
and want to test it?

Order the Brush One Sample Box!

Choose the formulation and packaging,
and we'll create a product with your logo!

Box contents:

- 6 SKU **Brush One** (HEMA-free, TPO-free, suitable for extensions 3-4 mm from the free edge)
- 6 SKU **Brush Two** (TPO-free, contains HEMA, suitable for extensions 5-7 mm from the free edge)
- Leaflet





**Choose
innovation that
will attract
new
customers!**



The convenience of application and ease of use will attract new users.



An extension of the well-known bestseller Base One line.



Perfect also for less experienced users looking for a gel with easy application.



6 most popular colors ensure quick resale.



Attractive price compared to competitors – the same high or better durability.




Combining with other hybrid products increases the shopping basket value.

 Silcare®



Get inspired!



Contact your
representative
for more information



 Silcare®

Silcare sp. z o.o. sp. k.,
ul. Kostrzyńska 1, 66-400 Gorzów Wlkp.



Handel krajowy | Domestic trade
tel.: +48 511 580 090
e-mail: hurt@silcare.com



Eksport | Export
tel.: +48 601 780 732
e-mail: marzena.wolas@silcare.com



nails.silcare.com



[SilcareCosmetics](https://www.facebook.com/SilcareCosmetics)



[silcare](https://www.instagram.com/silcare)